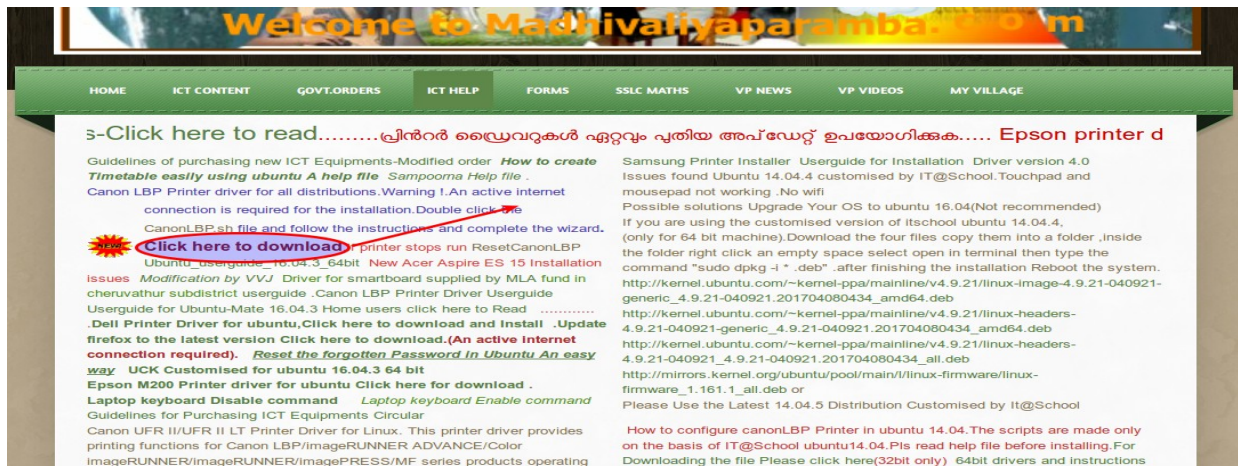


Canon LBP Printer New scripts are updated



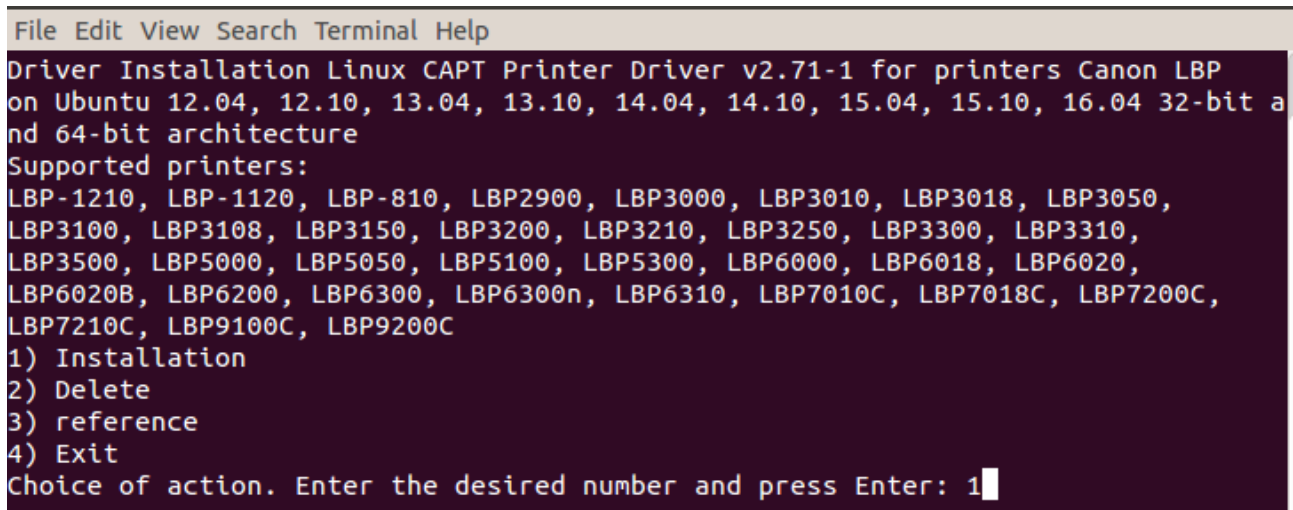
Printer Canon LBP 2900B is much popular ,but it is very sad to see that there is no Linux driver for this printer The printer has drivers on Cannon website, which strangely does not work in a proper sense .

The printer may be stoped at any time and a normal user found it difficult to start it again

It is found that after an OS update canonLBP printer stoped working in 64 bit mechines

Here is a script for all distribution under Linux.

Run the script CanonLBP.sh and complete the wizard



When running **CanonLBP.sh** it download all necessary packages Create scripts and directories and applications

We can Use the scripts for all Distributions.

Warning an active internet connection is needed for the installation

Driver Installation Linux CAPT Printer Driver v2.71-1 for printers Canon LBP

on Ubuntu 12.04, 12.10, 13.04, 13.10, 14.04, 14.10, 15.04, 15.10, 16.04 32-bit and 64-bit architecture

Supported printers:

LBP-1210, LBP-1120, LBP-810, LBP2900, LBP3000, LBP3010, LBP3018, LBP3050, LBP3100, LBP3108, LBP3150, LBP3200, LBP3210, LBP3250, LBP3300, LBP3310, LBP3500, LBP5000, LBP5050, LBP5100, LBP5300, LBP6000, LBP6018, LBP6020, LBP6020B, LBP6200, LBP6300, LBP6300n, LBP6310, LBP7010C, LBP7018C, LBP7200C, LBP7210C, LBP9100C, LBP9200C

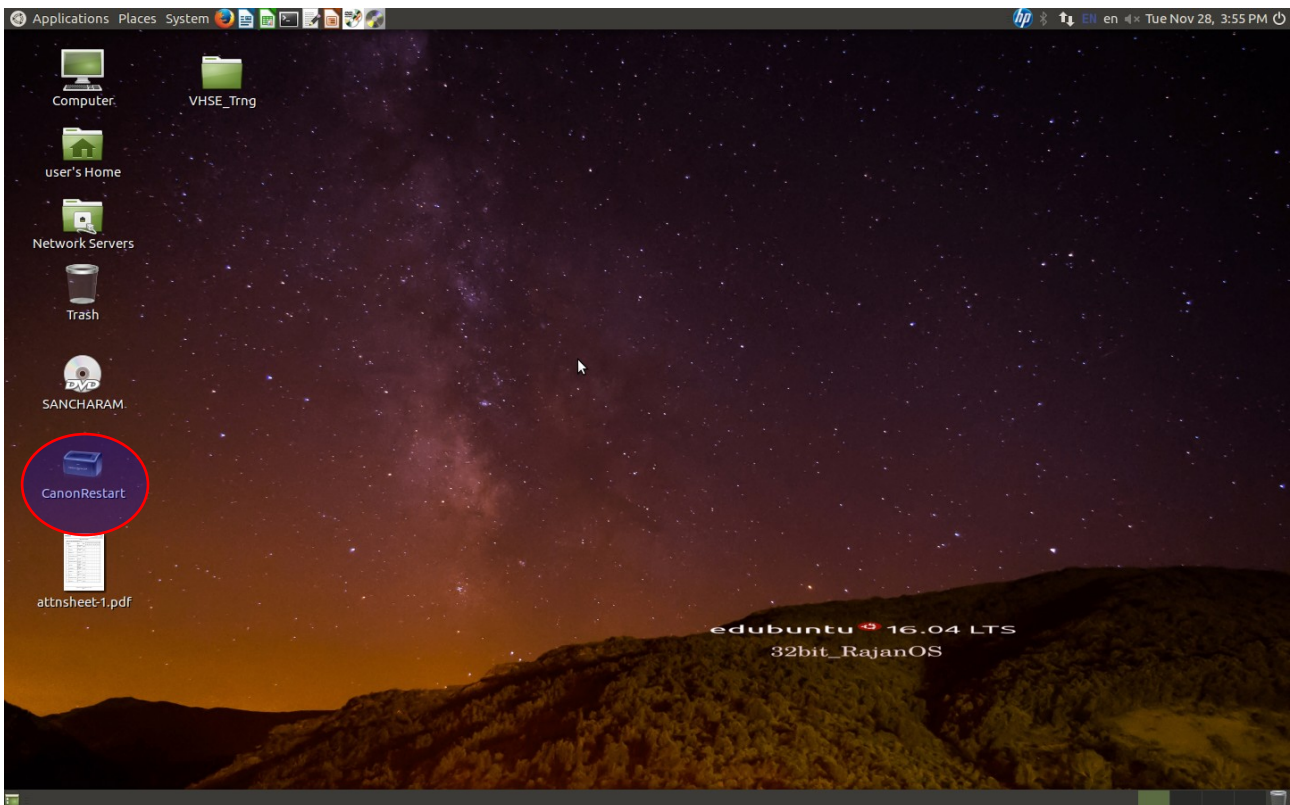
Driver packages, are automatically downloaded from the Internet

If the printer stops printing, run CanonStatus on the desktop.

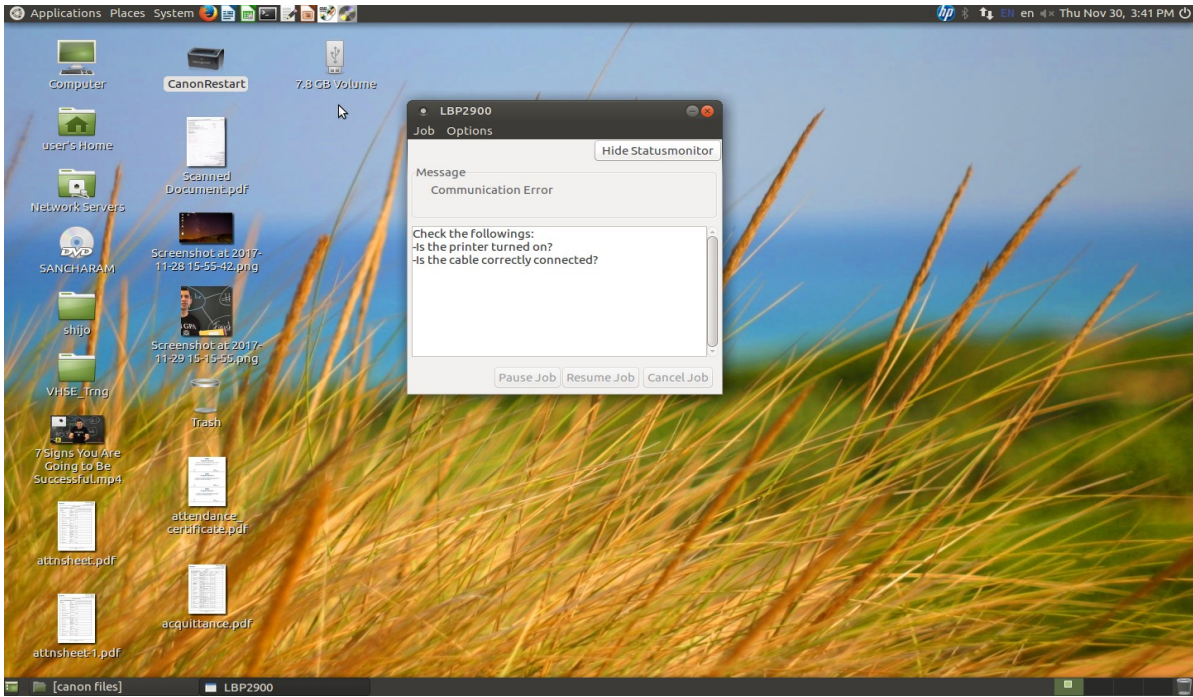
The CanonStatus window displays a message about the current status of the printer

If the message is 'Ready to print'

You are done.Start printing.....

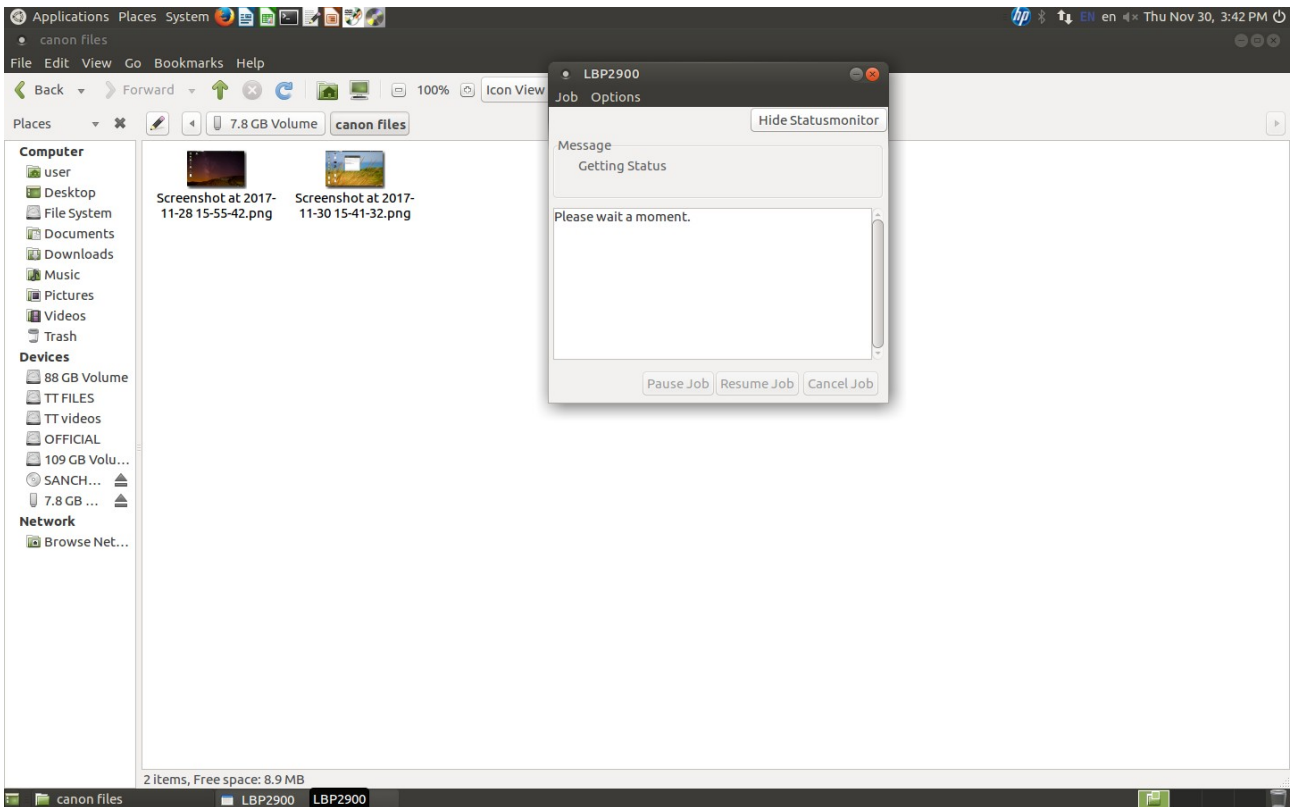


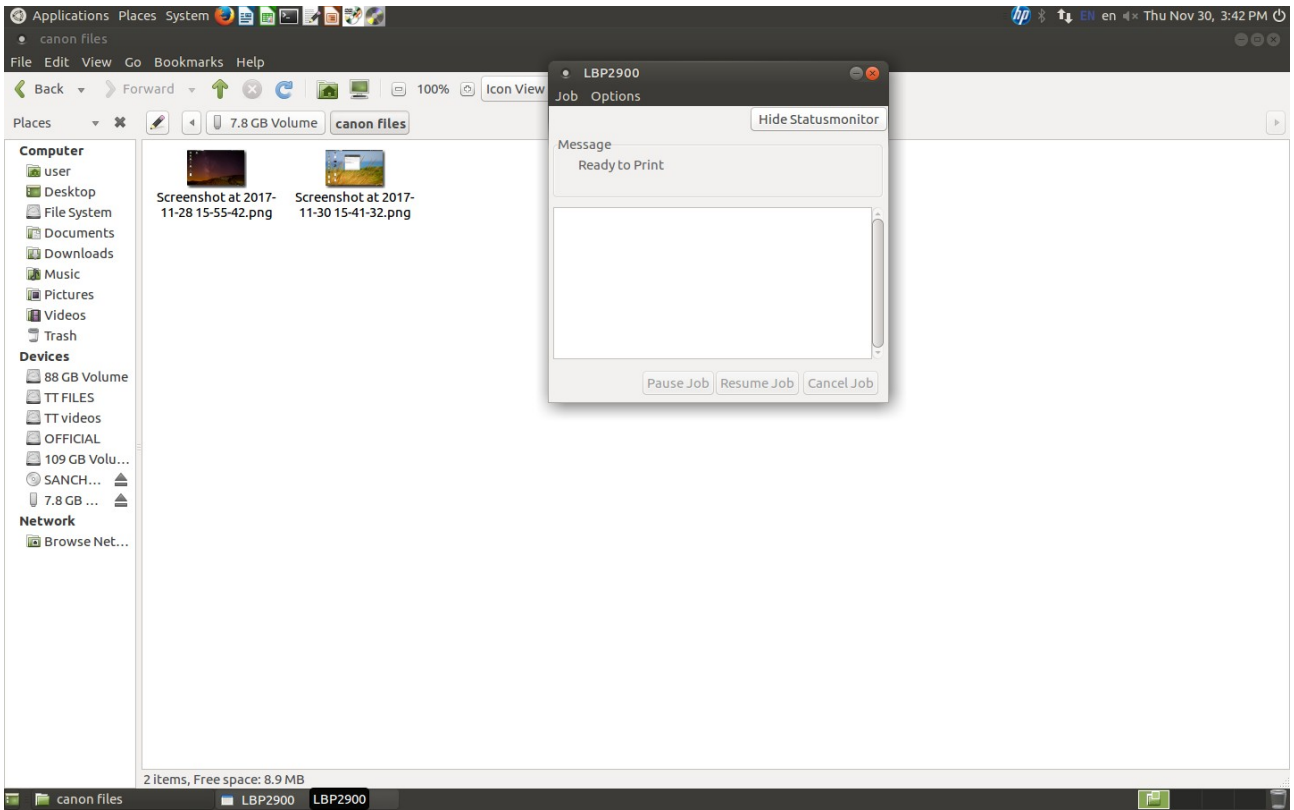
if an error occurs, its description is displayed.



If communication error occurs.. Power off the printer wait 3or 4 seconds

Power on the printer.





പ്രിൻറിംഗ് തുടങ്ങുന്നതിന് മുമ്പ് ഡസ്ക് ടോപ്പിലുള്ള canonStatus പരിശോധിക്കണം.
 Ready to print എന്ന മെസേജ് വന്നാൽ മാത്രമേ പ്രിൻറിംഗ് തുടങ്ങുവാൻ പാടുള്ളൂ..
 Error message വരികയാണെങ്കിൽ പ്രിൻറിന്റെ പവർ off ചെയ്യിട്ട് മൂന്നോ നാലോ സെക്കൻറ് കാത്തിരിക്കുക.
 Ready to print എന്ന മെസേജ് വരാം
 വന്നാൽ മാത്രമേ പ്രിൻറിംഗ് തുടങ്ങുവാൻ പാടുള്ളൂ.

It works perfectly in my customised version of ubuntu Mate 16.04.3
 and hope to works in all other distributions

Here you can try pressing the button
 "Resume Job" to continue printing or "Cancel Job" button to cancel the job.
 If this does not help, then run the script canon_restart.sh

I think ResetCanonLBP.sh is best to start the printer again

Pls test other restarting scripts also if the printer fails to start.

More testing and scripting needed

P Rajan Master Trainer co-ordinator Kasaragod

web:www.madhivaliyaparamba.com

Phone:8547458474